








1. Hold the Home button  for 3 seconds. It will show 0000 on the screen (See Pic 1).
2. Press the Enter button  four times to enter the password, it will show P 1 on the screen (Factory Password is set to 0000 - See Pic 2).
3. Now use   buttons to go to P 3 and press the Enter Button  to check your over speed protection RPM.
4. Your truck's RPM set to 520 RPM. Use  to go to home screen.
5. Now start the engine and hold  for 5 sec. to activate the test mode as indicated on RPM switch, it will show TEST on your RPM switch screen.
6. Slowly increase the RPM of your engine to safely shutdown of your engine.
7. Your engine will shutdown automatically when P 3 ratio decreased by 70% of your actual P 3 RPM value.
8. Wait 15 sec. to automatically reset your valve.
9. Contact Mitey Titan Industries for any help.

## PICTURE REFERENCE



Pic 1



Pic 2



Pic 3



Pic 4



Pic 5